

# AC EV CHARGER







Charge your Electric Vehicle with your Solar PV

SOLTARO AC EV Charger supplies power to any electric vehicle with its Type 2 connector. The wall-mounted design is IP65 and its dust and waterproof housing makes the product suitable for outdoor or indoor spaces. The output of our EV charger ranges from 16amps to 32amps.

DLB (Dynamic Load Balancing) is available with the AC EV Charger for home use. When the EV charger is working with other household appliances at the same time, the DLB box can maintain the dynamic balance of the total household current and ensure the safety of electricity to avoid home over load.



## FEATURES

-  7kW Single Phase
-  22kW Three Phase
-  Mode 3 Charger
-  Type 2 Charging Connector
-  DLB Box Or Solar DLB Box
-  Works With Solar PV
-  Pen Fault Detection (Optional)
-  Auto-Start Or RFID Card (Optional)
-  Type A+Dc6ma Leakage Sensor Built-In
-  Emergency Stop Switch
-  Over Temperature Protection
-  Over Voltage & Under Voltage Protection
-  Over Current Protection
-  CP Signal Short Circuit Protection
-  Lightning Protection
-  Contact Adhesion Protection
-  50/60hz
-  IP65 Degree Of Protection
-  3 Year Warranty

## CHARGING MODES OF THE SOLAR DLB BOX

### PURE PV MODE

The EV Charger in Pure PV Mode will control charging current as much as possible, so that the input value of the grid current is as close as possible to 0A.

### HYBRID MODE

The EV Charger in Hybrid mode will control its own charging current as much as possible so that the input value of the grid current does not exceed DLB set value.

### FULL SPEED MODE

When the EV Charger is working in full speed mode, the Solar DLB will no longer limit the charging current of the EV charger, and the charger will use the maximum allowable current for charging.

## PERFORMANCE

Mounting Location	Indoor or Outdoor
Charging	Mode 3
Display	LED Lights
Charging Current	6A to 32A (variable)
Dynamic Load Balancing	Optional setting to limit current drawn from the unit supply or the grid
Connector Type	Type 2 tethered cable (6m as default or customised length)

## ELECTRICAL PERFORMANCE

Rated Power	7kW (1 Phase) or 22kW (3 Phase)
Rated Voltage	230V AC Single phase or 400V AC Three phase ( $\pm 10\%$ )
Current	32A max
Standby Power Consumption	2W
Built-in RCD	Type A+DC6mA leakage sensor built-in
Cable entry	Rear or Bottom

## MECHANICAL SPECIFICATION

Enclosure Dimensions	368x168x215mm
Protection Degree	IP65 (weatherproof)
Enclosure Material	PC + ABS
Operating Temperature	-25°C ~ +55°C

## INSTALLATION REQUIREMENT

Circuit Breaker	External TYPE A RCD
Max Altitude	<200m

## MODEL

No.	Rating	Connector	Colour
EVSTR002	7kW	Tethered	White
EVSTR004	22kW	Tethered	White